



## Madison Custom Sofas and Chairs

**Series 74**



**Your design. Our craftsmanship.**

**The best choices are yours:**

Back/Arm • Width • Depth • Base

*Proudly Made with Care in the U.S.A. since 1899*





# Madison Sofas, Chairs and Sectionals

*Your design. Our craftsmanship*

## Back Height



## Style

(Loose or Attached)

**KN** Knife Edge  
(unavailable as High Back)



**BT** Box Tee



**BS** Box Straight



**TA** Track Arm  
4 1/2" track



**FS** Full Sock



**SC** Scoop



## Width

Sofas

**GD \***



**LD \***



**D**



Three Quarters

**TQ**



Love Seat

**LS \***



Chair and a Half

**HC**



Chair

**C \***



## Sectionals


(Popular layouts or design your own)



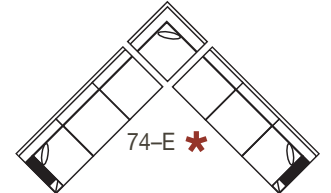
90 x 90 approx.



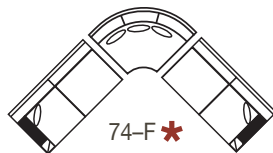
113 x 90 approx.



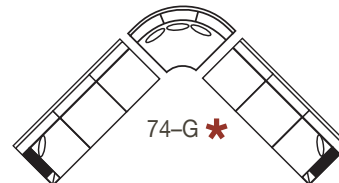
113 x 113 approx.



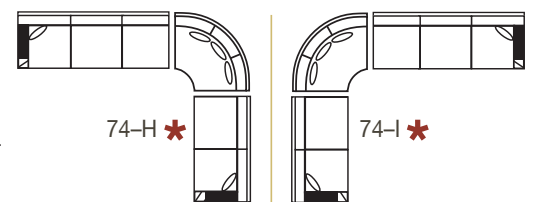
106 x 106 approx.



129 x 129 approx.



129 x 106 approx.



\* Chaise with movable base available at extra charge.

See also Madison Cuddler

## Seat Depth

20"

Short



22"

Standard



24"

Deep



## Base

Round  
Bun



Pyramid  
Foot  
Large



Bun  
Apple



Double  
Bun



Highland  
Spool



Spool



London  
Spool



Metro  
Leg



Dress  
Maker  
Skirt



Metro  
Trim



Seat height is 19 inches for all base treatments. **MT5** base option available at extra charge.

*8 Way Hand Tied*



*Over 700 Fabrics*

Proudly Made with Care in the U.S.A. for Over 110 Years



# Madison Sofas and Chairs - Order Form

SAMPLE  
ORDER:

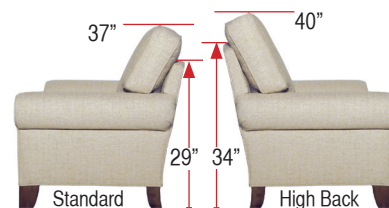
**1** 74H **2** L **3** BT **4** FS **5** C **6** 24 **7** SP

Dealer Name \_\_\_\_\_ ITEM #1 \_\_\_\_\_

Customer Name \_\_\_\_\_ ITEM #2 \_\_\_\_\_

Notes \_\_\_\_\_

- 1 Back Height** ☐ **74** Standard ☐ **74H** High Back (BT and BS only)  
High Back option adds 3" to overall height:




- 2 Attachment** ☐ **L** Loose ☐ **A** Attached

- 3 Style** ☐ **KN** Knife Edge (unavailable as 74H) ☐ **BT** Box Tee ☐ **BS** Box Straight



- 4 Arm** ☐ **TA** Track Arm 4 1/2" track



- ☐ **FS** Full Sock



- ☐ **SC** Scoop



## 5 Frame Sizes

(For sectionals see  
Madison Sectional  
order form)

All sofas come  
with 1 pair of  
#20.db (down blend)  
pillows standard.

	Sofas	Three Quarters	Love Seat	Chair and a Half	Chair
	<input type="checkbox"/> <b>GD *</b>	<input type="checkbox"/> <b>LD *</b>	<input type="checkbox"/> <b>D</b>	<input type="checkbox"/> <b>TQ</b>	<input type="checkbox"/> <b>LS *</b>
Track Arm	W: 92 SW: 81	W: 80 SW: 69	W: 74 SW: 63	W: 69 SW: 58	W: 57 SW: 46
Full Sock	W: 98 " "	W: 86 " "	W: 80 " "	W: 75 " "	W: 63 " "
Scoop	W: 97 " "	W: 85 " "	W: 79 " "	W: 74 " "	W: 62 " "


(W = Outer Frame Width SW = Seat Width)

## 6 Seat Depth

**20"** ☐ Short **22"** ☐ Standard **24"** ☐ Deep



\* Chaise with rectangular cushion and  
movable base available at extra charge.



## 7 Base

☐ **RB**

Round  
Bun  
2 1/2"



☐ **PFL**

Pyramid  
Foot Large  
3"



☐ **BA**

Bun  
Apple  
3"



☐ **DB**

Double  
Bun  
3"



☐ **HS5**

Highland  
Spool  
5"



☐ **SP**

Spool  
5"



☐ **LSP**

London  
Spool  
5"



☐ **ML**

Metro  
Leg  
5"



☐ **DS**

Dress Maker  
Skirt  
9"



☐ **MT5**

Metro  
Trim  
5"



**MT5**  
base option  
available at  
extra charge.  
Seat height  
is 19 inches  
for all base  
treatments.

- 8 Base Finish** ☐ Light Pioneer ☐ Pioneer ☐ Dark Pine ☐ Jet ☐ Antique Cherry ☐ Java ☐ Stone


Available at  
extra charge:  
74-Sofa-04-2021

☐ **Double Needle Stitching**  
Applied to seat cushion, back pillows, #20.db (down blend)  
pillows, TA arm

☐ \* **Chaise with Movable Base**  
To substitute the rectangular chaise cushion and movable ottoman base for a seat cushion specify:  
**74-GDX** (27" wide), **74-LDX** (23" wide), **74-LSX** (23" wide), **74-CX** (23" wide).




## Finishes



**Antique Cherry**



**Dark Pine**



**Java**



**Jet**



**Light Pioneer**

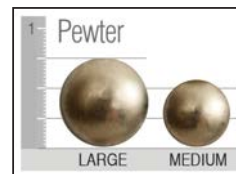

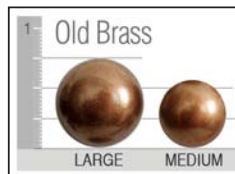




**Pioneer**

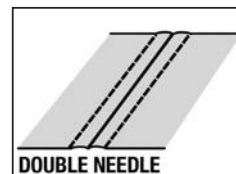
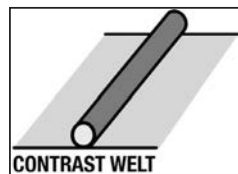
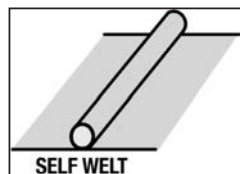


**Stone**


## Nail Head trim




## Welt or Double Needle



## Arm Pillows (sold by pair)



**#13** - 14" x 14"



**#20** - 17" x 17"



**#23** - 20" x 20"

## Kidney Pillows (sold as singles)



**#8** - 8" x 16"



**#10** - 11" x 19"



**#14** - 11" x 25"